

Professional Installation Projector

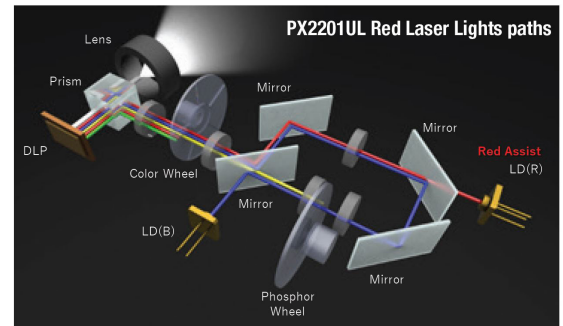
PX2201UL



Powerful installation projectors with laser-phosphor light source supports new, demanding projection applications.

Laser Light Module

- 20,000-plus hours of virtually maintenance-free operation
- High-brightness, lower power consumption enhances applications such as retail, digital signage and theme parks
- Ability to control brightness creating a stable image over longer time periods
- Images appear immediately after power on due to instantaneous start up of the laser



Integrated and Powerful

- Project uncompressed FHD video with integrated HDBaseT
- High performance video processing/scaling creates life-like images
- Integrated software applications such as DisplayNote®, Crestron Roomview, AMX Beacon and PJ Link allow for complete interactivity and control

Flexible

- Enjoy greater installation flexibility with a complete line of powered optional bayonet style lenses (5) for quick and easy exchange. Lens throw distances range from 3.3 to 137 ft
- Tilt-free installation capabilities make these projector ideal for almost any install environment, including portrait orientation
- +50%/-10% vertical lens shift and +/-30% horizontal lens shift capabilities make alignment easy



Edge Blending

- This function seamlessly blends multiple projected images to display a single high-resolution image.



Built-In HDBaseT Support

Simplify your installations with HDBaseT. Optimized for video applications and supporting uncompressed full HD digital video, audio, ethernet, power and various control signals. With only a single cable (up to 100m) to run, infrastructure and labor costs are reduced, installations are significantly easier, and there is no cable clutter to manage. With uncompressed HD video support, images have never been more stunning. What's more, control signals are contained in the same cable.




3D

When combined with active shutter glasses and 3D emitter, the PX Series Projectors create 3D images from a computer or Blu-ray player. The PX Series utilize the 3D sync line output from the projector to connect to the 3D emitter. Optional 3D glasses and emitters from XPAND are available from NEC.




DisplayPort

This input provides PX Series models with expanded connectivity with advanced technology.



Geometric Correction

Projecting an image isn't confined to a standard flat screen or wall with the NEC PX Series. Geometric correction allows these models to project an image on spheres, cylinders, corner angles and many more nonstandard surfaces.




Remote Control

Wired and wireless backlit remote allows you to adjust for complete control of the projectors menu structure in a well lit or dark environment. Direct controls such as lamp mode, aspect ratio, volume and input selection eliminates multiple button pushes.



Roll Free

When installation requirements dictate the projector needs to be placed at different angles the PX2201UL with Roll Free capabilities assures it is the correct projector of choice.



Specifications

Unique Features

3D Reform™ allows you to square the image by adjusting horizontally, vertically or diagonally when the projector cannot be placed parallel or perpendicular to the screen

Advanced AccuBlend™ ensures detailed images when non-native resolution sources are connected to the projector

AutoSense™ automatically syncs with any computer signal and features one-touch image optimization

64-step image magnification with location control

Discreet source keys for source selection

Remote diagnostics enable the user to monitor and make adjustments to the projector remotely

Built-in HTTP page for control and monitoring over a LAN network. Email notification of error messages or lamp end-of-life can be sent to remote locations.

In The Box

Remote control, batteries, power cord, user's manual on CD-ROM, quick start guide, product registration card.

Accessories

Optional Lenses NP45ZL, NP46ZL, NP47ZL, NP48ZL, NP49ZL

Ordering Model Numbers

PX2201UL



			PX2201UL
Light output (lumens)	Center		21,500 (Center)
Resolution	Native		WUXGA 1920 x 1200
	Maximum		WUXGA 2560 x 1600
Contrast Ratio (up to)			10,000:1 with Dynamic Black
Lamp Life (up to)			20,000 hours
Screen Size (diagonal)			40 to 500 in. / 1.02 to 12.7m
Throw Ratio			0.9 to 1.2:1 ultra wide zoom lens / 1.2 to 1.56:1 short throw zoom lens / 1.5 to 2.0 standard zoom lens / 2.0 to 4.0:1 long throw zoom lens / 4.0 to 7.0 ultra long throw zoom lens
Projection Distance			3.3 to 247.4 ft. / 1.0 to 75.4m
Projection Angle			10.3 to 10.8° tele / 13.7 to 14.5° wide
Lens	Zoom		Motorized
	Focus	NP-45ZL	1.4x, Motorized: F=2.2 to 2.53, f= 19.34 to 25.76mm, 6.3 lbs. / 2.85 kg
		NP-46ZL	1.4x, Motorized: F=2.18 to 2.66, f= 25.69 to 33.22mm, 4.5 lbs. / 2.02 kg
		NP-47ZL	2.3x, Motorized: F=2.17 to 2.65, f= 31.90 to 42.20mm, 4.5 lbs. / 2.02 kg
		NP-48ZL	2.0x, Motorized: F=2.17 to 2.65, f= 42.60 to 84.80mm, 5.9 lbs. / 2.66 kg
		NP-49ZL	1.0x, Motorized: F=2.2 to 2.57, f= 83.93 to 146.85mm, 4.4 lbs. / 1.98 kg
	Lens Shift**		+50/-10% Vertical, +/-30% Horizontal
	Shutter		Laser Shutter
Keystone correction			+/- 60° horizontal, +/- 40° vertical
Synchronization Range	Horizontal		Analog: 15-100kHz, Digital: 15-153kHz
	Vertical		Analog: 48-120Hz, Digital: 24-120Hz
Supported Video Standards			NTSC, NTSC4.43, PAL, PAL-60, PAL-M, PAL-N, SECAM
SD/HD Video Signal Compatibility			480i, 480p, 576i, 576p, 720p, 1080i, 1080p
PC Signal Compatibility			VGA, SVGA, XGA, SXGA, SXGA+, UXGA, WUXGA
Macintosh Compatibility			Yes
Input Terminals	RGB1 (analog)		VGA 15 pin D-sub, Component video using ADP-CV1E adapter
	RGB2 (digital)		HDMI (V2.0) w/HDCP (V1.4/2.2)
	RGB3 (digital)		HDMI (V2.0) w/HDCP (V1.4/2.2)
	RGB4 (digital)		DisplayPort w/HDCP (V1.4)
	RGB5 (digital)		DVI-D w/HDCP (V1.4/2.2)
	RGB6 (digital)		HDBaseT w/HDCP (V1.4/2.2)
	RGB7 (digital)		3G-SDI
Output Terminals	Monitor Out		VGA 15 pin D-sub
External Control			RS-232, IR, DDC/CI
Sync Compatibility			Separate Sync / Composite Sync / Sync on G
Power Requirements			200-240V AC, 50/60 Hz
Input Current			9.4A
Power Consumption			ECO off: 1775W, ECO Mode: 1343W, Standby: 4.5W, Standby-Power Saving: 0.4W
Installation Orientation			Floor/Front, Floor/Rear, Ceiling/Front, Ceiling/Rear
Product Dimensions (WxDxH)			20.9 x 10.8 x 29.4 in. / 530 x 275 x 748 mm
Net Weight			112.4 lbs. / 51 kg
Shipping Dimensions (WxDxH)			30.7 x 19.2 x 38.9 in. / 779 x 488 x 977 mm
Gross Weight			146 lbs. / 66 kg
Fan Noise			48 dB normal / 46 dB eco
Regulations			USA UL60950-1: 2nd edition, 2014, FCC Part15 Subpart B(ANSI C63.4:2014), CAN/CSA C22.2 No.62368-1-14, 2nd Edition, 2014, ICES-003 Issue6(ANSI C63.4:2014)
Operating Temperature			41-104°F / 5-40°C
Humidity			20-80% non-condensing